



Palace of Versailles [Paris] (Virtual Tour)

Learning Intentions:

To explore the Palace of Versailles using a virtual portal
To know five new facts about Kings of France and the Palace of Versailles
Watch and answer questions on two videos
Design and make an information booklet on the Palace of Versailles

Checklist for Virtual Tour

- ✓ Web enabled device
- ✓ Pen and paper

Success Criteria

- ✓ Complete all 3 activities
 - ✓ Watch videos in full
- ✓ Read information pages in this lesson
- ✓ Answer questions using full sentences

CLISTE!

Palaces

Warm up
Activity

1. Who you think might have lived in the Palace of Versailles?
2. Can you name any other palaces in the world?
3. What do you think the difference is between a palace and a castle?

After answering the questions above now watch this video to see if you were right.

Click Here



[Video - CLICK HERE - What is the difference between a castle and a place?](#)




CLISTE!

Guided Virtual Tour

Activity 1

Click Here



[Video - CLICK HERE - Versailles, from Louis XIII to the French Revolution](#)



Watch this virtual video then answer the questions

1. In what year did Louis the XIV (14th) begin to extend the chateau?
2. What did Louis the XIV move to Versailles?
3. What was the terrace replaced with?
4. How many people would have worked in the palace?
5. Where did Louis the XIV move his bed chamber to?
6. What did Louis XV have built towards the end of reign?
7. What did the French Revolution in 1789 force the royal family to do?

CLISTE!

1. The project that was most dear to Louis XIV was a great hall for official receptions that would impress ambassadors and important guests: it is the *Galerie des Glaces*, or The Hall of Mirrors where you will stand in a few moments. The gallery occupies the entire west façade of the palace (the back façade overlooking the gardens) for a length of 73 meters, and separates the king's apartments from the queen's.
2. This gallery is certainly the palace's most spectacular setting. It immediately makes you understand Louis XIV's extraordinary theatrical sense, who knew how to transform every act, from the most intimate to the most formal, into a ceremony that would impress his courtiers, visitors, and subjects. During State visits, the presentation of the guests to the King was a complicated ceremony with a series of bows and reverences that stretched across the entire length of the huge hall. Its decoration was entrusted to the painter Charles Le Brun, the director of the Academy of Fine Arts that was considered the "prince" of the late 17th-century French artists.
3. Frescoes, stuccoes, and gilding blend in with the bright architecture, and are then multiplied by the reflections in the mirrors, which all serves to celebrate and glorify the king. Even the light coming in from the large windows and shining on the mirrors hints to the connection between Louis XIV and the mythical sun god of ancient times, Apollo.

Read this
before
going
onto next
page




CLISTE!

Time to Go Virtual!


Activity 2

[3D Virtual Visit - Palace of Versailles - Hall of Mirrors](#)

Click Here



You will be brought to the hall of mirrors. Explore this room and then answer these questions.

- 
1. What is the dominant(main) colour in the room?
 2. What form of lighting is used in the room?
 3. What shape is the ceiling of the room?
 4. What material is the floor made from?
 5. Find a painting on the ceiling and describe what is in it.

CLISTE!

The King's Chamber

Activity 3

[3D Virtual Visit - Palace of Versailles - The King's Chamber](#)

Click Here



You will be brought to King's Chamber. Explore this room, read the information panels on the "bed", "clock" & "bust" and then answer these questions.

1. Which King used this chamber to sleep in?
2. At what time did the King go to bed at and get up at?
3. What material is used to gild the clock?
4. How is the king (or sovereign) depicted in the bust?



CLISTE!

Extension Activity
Mini-project

The Palace of Versailles:

Make an A4 information booklet

(Fold a sheet of A4 paper in half to create a little booklet)

On each page of your booklet include the following

- Draw a picture of the palace (or a part of it)
- Write down 10 interesting facts on Versailles
- Write a short history of the Palace of Versailles
- Design a quiz or a crossword on the palace

CLISTE!